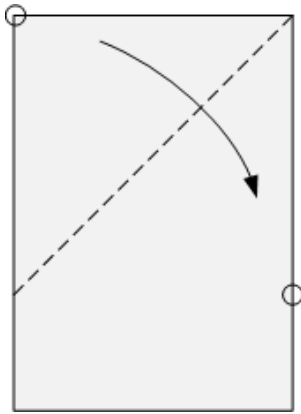
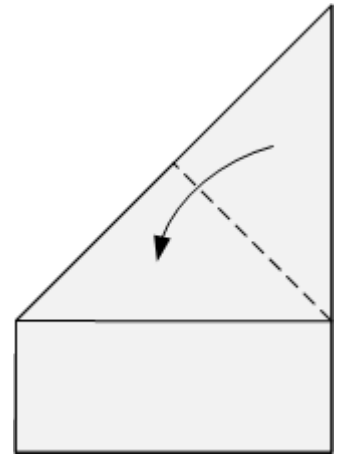


# How to make a CROSS from a piece of rectangular paper, (A4, A5, A6 size), with 1 straight cut.

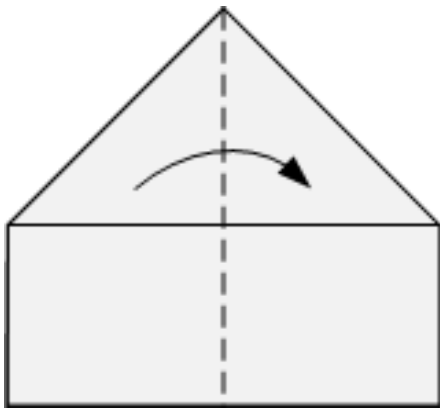


1. Fold the top corner down to the edge of the paper.

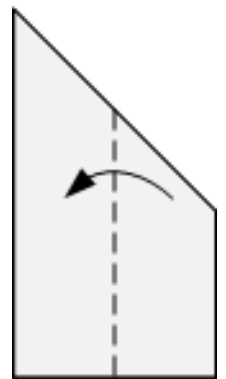
2. Fold the top right corner down.



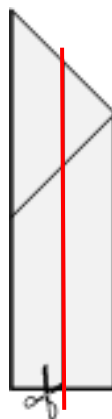
3. Fold in half along a vertical line.



4. Fold in half vertically again



5. Cut along the **red** vertical line



You need:

Piece of  
A4 or A5 or  
A6 paper

Pair of scissors

